





Albani pendant / chandelier 37700/06/10

Especially suited for bed- and livingroom

Materials



1x E27 | max. 60W | 230V | 










 | ↓ 1520 | ↔ 455 | ↗ 455 |












IP20 |














# Explanation of symbols

## Product Features








	Green, environmentally friendly product
<b>PHILIPS</b>	Product is supplied with a Philips branded bulb
	Adjustable height
	Product contains moveable parts
	Adjustable height
	Product is only to be used indoors
	Product can be used floor and/or wall mounted (Outdoor)
	Product can be used wall and/or ceiling mounted (Indoor)
	Product can be used surface mounted or recessed
	Product can be mounted horizontally and vertically

	Product is resistant to maximum 2000 kg
	Product is resistant to human weight
	Product is equipped with Passive Infrared sensor (PIR)
	Product is equipped with solar pannels
	Product is equipped with day-night sensor
	Product is equipped with ... meter wire
	Product can be used with and without shade
	Insulation class I
	Insulation class II
	Insulation class III
	Transformer included/integrated

## Dimmers & Switches

	Product is equipped with on/off switch
2x 	Product is equipped with double on/off switch
 33/50W	Product is equipped with double on/off switch (33/50W)
	Product is equipped on/off switch on wire
2x 	Product is equipped with double on/off switch on wire
	Product is equipped with dimmer
2x 	Product is equipped with double dimmer
	Product is equipped with dimmer on wire
	Product is equipped with dimmer and on/off switch
	Product is equipped with dimmer and on/off switch on wire
	Product is equipped with touch-dimmer
	Product is equipped with pull switch
	Product is equipped with pulse switch. This built-in electronic switch senses the pulses of the in-house on/off switch. By using the on/off switch multiple times within a short period (< 10 sec.), the fixture automatically changes between light sources.

## Materials

	Glass
	Fabric & Textile
	Wood, Bamboo & Reed
	Leather
	Ceramics & Plaster
	Stone, Polystone & Concrete
	Paper & Cardboard
<b>ALU</b>	Aluminium & Diecast aluminium
<b>CU</b>	Copper
<b>GALV</b>	Galvanised metal
<b>INOX</b>	Inox
<b>MET</b>	Metal
<b>SYN</b>	Synthetics